

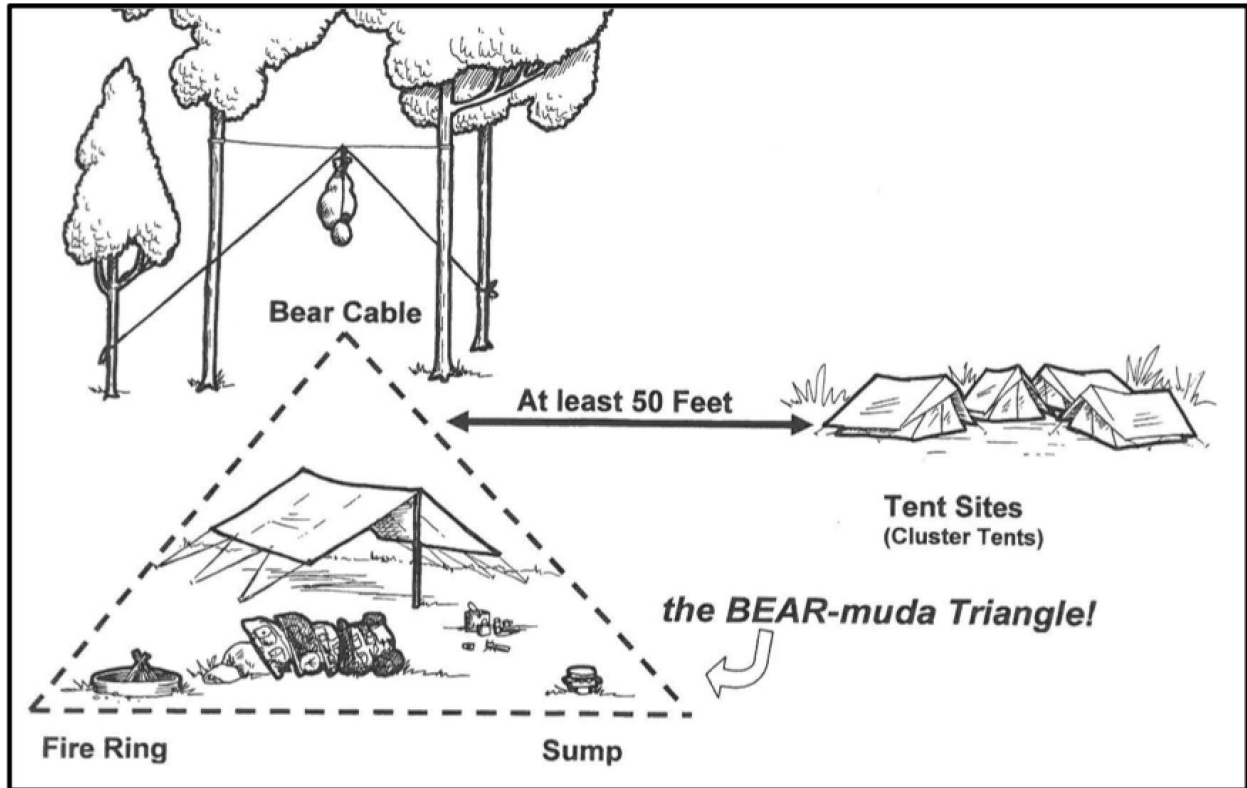


## Arrow of Light Adventure: Outdoor Adventurer

### Complete Option A or Option B.

- Option A
  - With the help of your den leader or family, plan and participate in a campout.
  - On arrival at the campout, with your den and den leader or family, determine where to set up your tent. Demonstrate knowledge of what makes a good tent site and what makes a bad one. Set up your tent without help from an adult.
  - Once your tents are set up, discuss with your den and den leader or family what actions you should take in the case of the following extreme weather events:
    - Severe rainstorm causing flooding
    - Severe thunderstorm with lightning or tornadoes
    - Fire, earthquake, or other disaster that will require evacuation. Discuss what you have done to minimize as much danger as possible.
  - Show how to tie a bowline. Explain when this knot should be used and why. Teach it to another Scout who is not a Webelos Scout.
  - Recite the Outdoor Code and the Leave No Trace Principles for Kids from memory. Talk about how you can demonstrate them while you are working on your Arrow of Light. After one outing, list the things you did to follow the Outdoor Code and Leave No Trace.
- Option B
  - With the help of your den leader or family, plan and participate in an outdoor activity.
  - Discuss with your den or family what actions you should take in the case of the following extreme weather events:
    - Severe rainstorm causing flooding
    - Severe thunderstorm with lightning or tornadoes
    - Fire, earthquake, or other disaster that will require evacuation. Discuss what you have done to minimize as much danger as possible.
  - Show how to tie a bowline. Explain when this knot should be used and why. Teach it to another Scout who is not a Webelos Scout.
  - Recite the Outdoor Code and the Leave No Trace Principles for Kids from memory. Talk about how you can demonstrate them while you are working on your Arrow of Light. After one outing, list the things you did to follow the Outdoor Code and Leave No Trace.

### Helpful Resources



## The Outdoor Code

As an American, I will do my best to

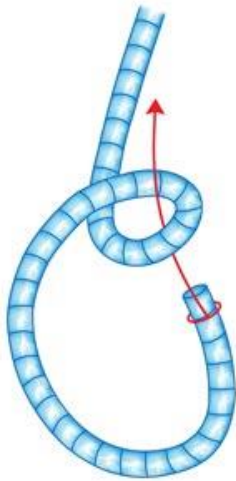
Be Clean in my outdoor manners,

Be Careful with fire,

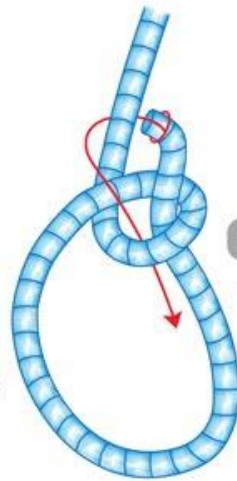
Be Considerate in the outdoors, and

Be Conservation-minded.

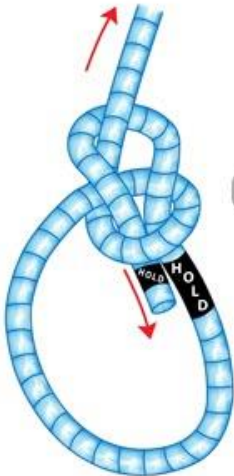
# Bowline Knot Directions



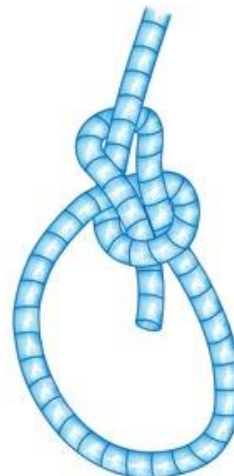
1 Pass the tag end through the rope loop



2 Pass it behind the standing part and through the loop again



3 Hold the loop and tag end and pull to tighten



4 The knot is made