




Arrow of Light Adventure: Building a Better World

Complete the following requirements.

- 1. Explain the history of the United States flag. Show how to properly display the flag in public, and help lead a flag ceremony.
- 2. Learn about and describe your rights and duties as a citizen, and explain what it means to be loyal to your country.
- 3. Discuss in your Webelos den the term “rule of law,” and talk about how it applies to you in your everyday life.
- 4. Meet with a government or community leader, and learn about his or her role in your community. Discuss with the leader an important issue facing your community.
- 5. Show that you are an active leader by planning an activity for your den without your den leader’s help. Ask your den leader for approval first.
- 6. Do at least one of these:
 - A. Learn about Scouting in another part of the world. With the help of your parent, guardian, or den leader, pick one country where Scouting exists, and research its Scouting program.
 - B. Set up an exhibit at a pack meeting to share information about the World Friendship Fund.
 - C. Under the supervision of your parent, guardian, or den leader, connect with a Scout in another country during an event such as Jamboree on the Air or Jamboree-on-the-Internet or by other means
 - D. Learn about energy use in your community and in other parts of the world.
 - E. Identify one energy problem in your community, and find out what has caused it.

Helpful Resources



RIGHTS

Bill of Rights

- Life, Liberty, and Property
- Freedom of Religion
- Freedom of Speech and Press
- Right to Bear Arms
- Right to Assemble and Petition
- Right to Trial by Jury
- Protection from Unreasonable Searches and Seizures

RESPONSIBILITIES

Vote

Pay Taxes

Obey Laws

Serve on Jury

Selective Service

Show your patriotism and display your flag! Here's how...



When flying the flag from a vehicle, attach it to the antenna or clamp the flagstaff to the *right* fender (or window).



Hang the flag above any other flag on the same pole.



When hanging the flag over a street, hang it with the field of stars to the east (on a north-south street) or to the north (on an east-west street).




On multiple flagpoles, all poles should be of equal height. Hang the U.S. flag on its own right.



Hang the flag vertically in a window or draped over a building, with the field of *stars to the left* of anyone looking at it from the street.



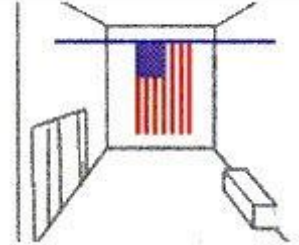
If you display the flag in a panoply (left image), place the U.S. flag at the center and at the highest point. When displaying with crossed staffs (right image), keep the U.S. flag higher and on its own right. The U.S. flag should not be displayed higher than any other nation's flag in time of peace.



When a flag is hung behind a speaker, it should be flat on the wall. The bottom of the flag should not touch any other object or the ground.



When placed next to or behind a speaker, the U.S. flag should be on the speaker's right.



When hanging the flag in a hall or lobby, it should be across from the main entrance with the field of stars to the *left* of anyone coming through the door.

